

— = systeemkabel
Bij andere getwiste kabel 66% afstand!
Bij ongetwiste kabel max. 50 meter buitenpost naar videofoon.
UTP op aanvraag.

DD8 digitizer: flatcable
IN
OUT
Connector van flatcable nokje juiste kant op bij aansluiten op DD8

Digitizers & flatcables
Niet monteren/demonteren onder spanning
Beldrukkers mogen wel

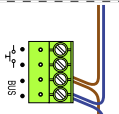
346050 bticino
De twee stijgers echt OP de klemmen van E-67 aansluiten!

TWEEDRAADS BUS



Bij monteren/demonteren spanning eraf voorkomt defecten!

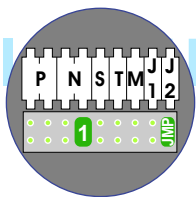
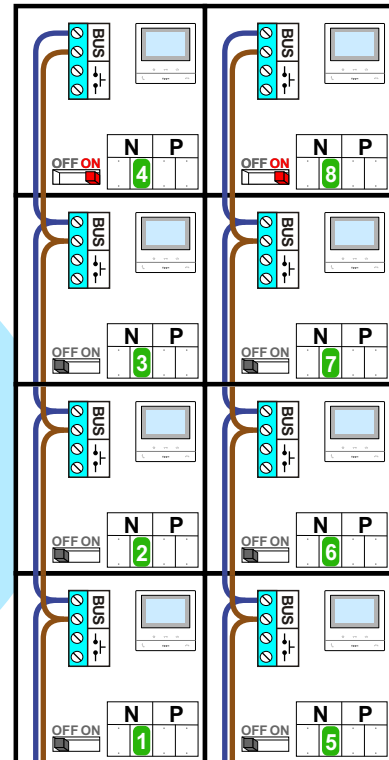
M-50



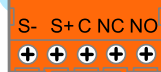
De aders moeten echt OP de connector doorgelust worden!



nelec
INTERCOM MADE EASY

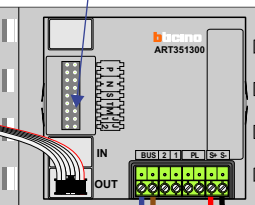


Pot.vrij contact tbv deuropener

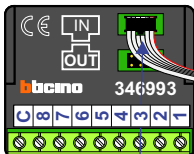


Haal de spanning van het systeem als je de digitizer monteert of demonteert

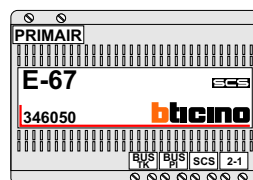
DEURSTATION S-130V



Digitizer voor 1 t/m 8 drukkers



nokjes connectoren wijzen naar elkaar



Max. 50 meter

Max. 100 meter systeemkabel tot laatste videofoon

Entree 2, huisnummer 15-29

| N-Waarde | Huisnummer | Switch-ON |
|----------|------------|-----------|
| 1 | 15 | |
| 2 | 17 | |
| 3 | 19 | |
| 4 | 21 | X |
| 5 | 23 | |
| 6 | 25 | |
| 7 | 27 | |
| 8 | 29 | X |

Entree 3, huisnummer 31-45

| N-Waarde | Huisnummer | Switch-ON |
|----------|------------|-----------|
| 1 | 31 | |
| 2 | 33 | |
| 3 | 35 | |
| 4 | 37 | X |
| 5 | 39 | |
| 6 | 41 | |
| 7 | 43 | |
| 8 | 45 | X |

Entree 4, huisnummer 47-61

| N-Waarde | Huisnummer | Switch-ON |
|----------|------------|-----------|
| 1 | 47 | |
| 2 | 49 | |
| 3 | 51 | |
| 4 | 53 | X |
| 5 | 55 | |
| 6 | 57 | |
| 7 | 59 | |
| 8 | 61 | X |

Entree 5, huisnummer 63-77

| N-Waarde | Huisnummer | Switch-ON |
|----------|------------|-----------|
| 1 | 63 | |
| 2 | 65 | |
| 3 | 67 | |
| 4 | 69 | X |
| 5 | 71 | |
| 6 | 73 | |
| 7 | 75 | |
| 8 | 77 | X |

Entree 2, huisnummer 95-109

| N-Waarde | Huisnummer | Switch-ON |
|----------|------------|-----------|
| 1 | 95 | |
| 2 | 97 | |
| 3 | 99 | |
| 4 | 101 | X |
| 5 | 103 | |
| 6 | 105 | |
| 7 | 107 | |
| 8 | 109 | X |

Entree 3, huisnummer 111-125

| N-Waarde | Huisnummer | Switch-ON |
|----------|------------|-----------|
| 1 | 111 | |
| 2 | 113 | |
| 3 | 115 | |
| 4 | 117 | X |
| 5 | 119 | |
| 6 | 121 | |
| 7 | 123 | |
| 8 | 125 | X |

Entree 4, huisnummer 127-141

| N-Waarde | Huisnummer | Switch-ON |
|----------|------------|-----------|
| 1 | 127 | |
| 2 | 129 | |
| 3 | 131 | |
| 4 | 133 | X |
| 5 | 135 | |
| 6 | 137 | |
| 7 | 139 | |
| 8 | 141 | X |

nelec
 INTERCOM MADE EASY

Entree 2, huisnummer 22-36

| N-Waarde | Huisnummer | Switch-ON |
|----------|------------|-----------|
| 1 | 22 | |
| 2 | 24 | |
| 3 | 26 | |
| 4 | 28 | X |
| 5 | 30 | |
| 6 | 32 | |
| 7 | 34 | |
| 8 | 36 | X |

Entree 3, huisnummer 38-52

| N-Waarde | Huisnummer | Switch-ON |
|----------|------------|-----------|
| 1 | 38 | |
| 2 | 40 | |
| 3 | 42 | |
| 4 | 44 | X |
| 5 | 46 | |
| 6 | 48 | |
| 7 | 50 | |
| 8 | 52 | X |

Entree 4, huisnummer 54-68

| N-Waarde | Huisnummer | Switch-ON |
|----------|------------|-----------|
| 1 | 54 | |
| 2 | 56 | |
| 3 | 58 | |
| 4 | 60 | X |
| 5 | 62 | |
| 6 | 64 | |
| 7 | 66 | |
| 8 | 68 | X |


nelec
 INTERCOM MADE EASY

Entree 2, huisnummer 86-100

| N-Waarde | Huisnummer | Switch-ON |
|----------|------------|-----------|
| 1 | 86 | |
| 2 | 88 | |
| 3 | 90 | |
| 4 | 92 | X |
| 5 | 94 | |
| 6 | 96 | |
| 7 | 98 | |
| 8 | 100 | X |

Entree 3, huisnummer 102-116

| N-Waarde | Huisnummer | Switch-ON |
|----------|------------|-----------|
| 1 | 102 | |
| 2 | 104 | |
| 3 | 106 | |
| 4 | 108 | X |
| 5 | 110 | |
| 6 | 112 | |
| 7 | 114 | |
| 8 | 116 | X |



nelec
INTERCOM MADE EASY