

— = systeemkabel
 Bij andere getwiste kabel 66% afstand!
 Bij ongetwiste kabel max. 50 meter buitenpost naar videofoon.
 UTP op aanvraag.


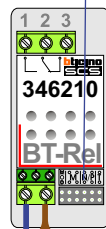
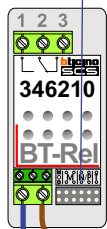
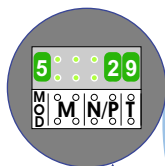
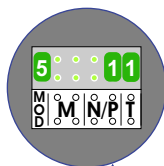
TWEEDRAADS BUS

 Bij monteren/demonteren spanning eraf voorkomt defecten!



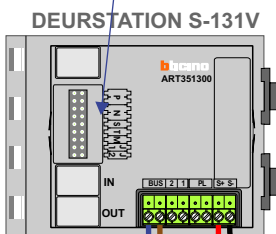
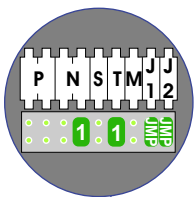
Poort loopstand
 P=1
 puls 1 sec.
 sneltoets

Poort continu open
 P=2
 open (flip/flop)
 sneltoets




nelec
 INTERCOM MADE EASY

Max. 100 meter systeemkabel tot laatste videofoon

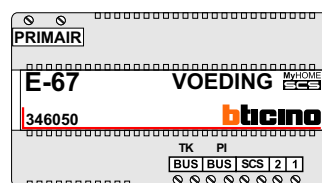


Poort Open
 P=0
 puls 1 sec.
 via sleuteltoets

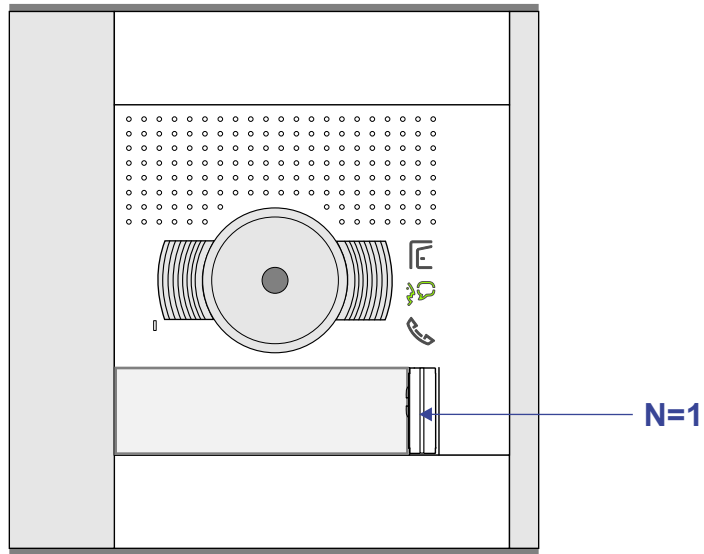
Pot.vrij contact
 tbv deur opener



Max. 50 meter



Max. 50 meter



nelec
INTERCOM MADE EASY

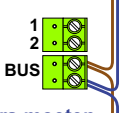
— = systeemkabel
 Bij andere getwiste kabel 66% afstand!
 Bij ongetwiste kabel max. 50 meter buitenpost naar videofoon.
 UTP op aanvraag.

TWEEDRAADS BUS

Bij monteren/demonteren spanning eraf voorkomt defecten!

M-70



De aders moeten echt OP de connector doorgelust worden!

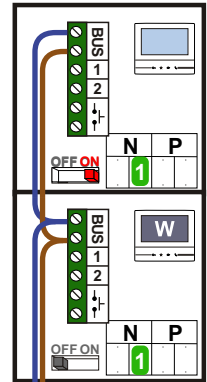

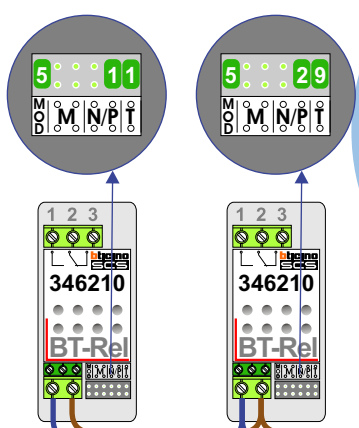
M-70

Español
 Deutsch
 Nederlands

Videofoon werkt pas na instellen van taal, datum en tijd.

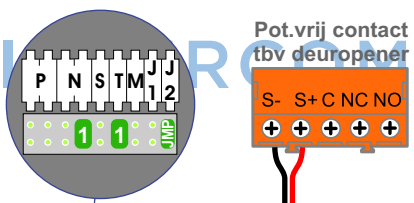
Poort loopstand P=1 puls 1 sec. sneltoets

Poort continu open P=2 open (flip/flop) sneltoets

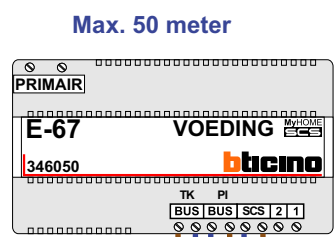
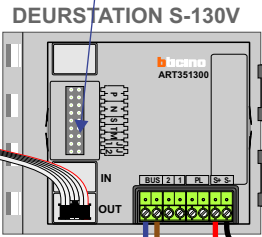
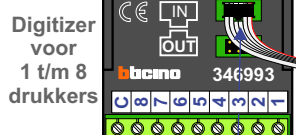


nelec
 INTERCOM MADE EASY

Poort Open P=0 puls 1 sec. via sleuteltoets



Haal de spanning van het systeem als je de digitizer monteert of demonteert



Max. 100 meter systeemkabel tot laatste videofoon

nokjes connectoren wijzen naar elkaar

Max. 50 meter